

Operating Instructions



Cordless Rechargeable 28 LED Work Light




Model 94228



- 28 super bright LEDs
- 360 ratcheting hook
- Hi-tech light focusing reflector/lens
- Rechargeable Lithium-ion battery

- 5-6 hour of continuous use
- AC wall charger and DC 12V adapter included
- High impact, shatter proof design
- Overcharge and over-discharge protection

Safety Symbols

 DANGER Indicates situation which, if not avoided, will result in death or serious injury	 WARNING Indicates situation which, if not avoided, could result in death or serious injury
 CAUTION Indicates situation which, if not avoided, may result in minor or moderate injury	NOTICE Indicates situation which, if not avoided, may result in damage to property



This is the safety alert symbol. It is used to alert you to potential hazards. Obey all safety messages that follow this symbol to avoid possible personal injury and property damage.

Save these instructions. For your safety, read understand, and follow the information provided before attempting to use. Use and repair of this product may require special skills and knowledge. Instructions and safety information shall be conveyed in the operator's language before use of this product is authorized. If any doubt exists as to the safe and proper use of this light, remove from service immediately.

Inspect before each use. Do not use if broken or damaged parts are noted. Immediately remove from service when the light operates abnormally or appears damaged in any way. Ensure switch is in the "OFF" position before charging. Product must be charged BEFORE USE.

CONTENTS:

- One (1) 28 LED Work Light
- One (1) 110-120V AC charging adapter
- One (1) 12V DC vehicle charging adapter


WARNING

This device utilizes a rechargeable Lithium-ion battery that can rupture, ignite and cause serious injury if misused. Observe the following safety rules:

- Do not place battery/device in fire or high temperature.
- Do not tamper with battery wiring.
- Do not puncture or damage battery. Do not use a battery that appears damaged.
- Do not immerse or expose battery to water.
- Do not alter or modify the battery.
- Do not attempt charging the battery in any manner other than that prescribed in this manual.
- Do not dispose of the battery in fire or water.
- Failure to heed these markings may result in personal injury and/or property damage

CAUTION

- Work Light is not waterproof and is not intended for use in showers, saunas or potentially wet locations.
- Avoid charging at temperatures above 104°F (40°C) or below 32°F (0°C).
- Do not use charging cords other than those provided by manufacturer.
- The DC charging cord lighter plug may become very warm when in use. Unplug from receptacle with caution, keep the cord and lighter plug away from flammable materials.



OPERATING INSTRUCTIONS

1. Charge the Work Light for 3-4 hours prior to initial use. Battery is only 50% charged at time of shipment.

Note: *The Li-ion battery will accept a partial charge, but a full charge will require 3 - 4 hours.*

2. To charge, turn Work Light off and plug either the AC household current adapter or DC vehicle adapter into Work Light handle. Refer to illustration for location of the handle charging receptacle.
3. Plug adapter into appropriate 110-120V AC or 12V DC receptacle.

Note: *It is normal for battery to become warm during charging. Battery should cool to room temperature after disconnecting from electrical source. Discontinue charging if battery becomes excessively warm.*

4. For best results and prolonged battery life, fully charge battery overnight for the first three charge cycles and allow it to completely discharge before recharging.

Note: *Battery will self-discharge during storage. Higher temperatures (68° F\20° C) reduce battery storage life.*

BATTERY CARE AND HANDLING

DO NOT disassemble your Work Light or attempt to remove the battery.

DO NOT puncture or otherwise damage the battery. If battery becomes damaged, properly dispose of Work Light.

DO NOT use any charging means other than those provided. The supplied AC to DC 12V 500mA charging adapter and 12V DC vehicle charging cord are made specifically to charge the built in sealed Nickel-Metal Hydride battery.

DO fully charge the Work Light every 3-4 months whether used or not.

DO operate Work Light at ambient temperatures between 32°F (0°C) and 122°F (50°C).

DO store Work Light at ambient temperatures between -4°F (-20°C) and 140°F (60°C).

DO apply a partial charge to the Work Light if storing for a prolonged period.

DO charge battery at ambient temperatures between 32°F (0°C) and 104°F (40°C).



Although the battery in your Work Light does not contain the dangerous heavy metals present in other types of batteries, it should be disposed of properly. Disposal and recycling regulations vary - always observe your applicable regulations. Contact the Rechargeable Battery Recycling Corporation (www.rbrc.org) or your local recycling organization for further instruction.

MAINTENANCE

Remove dirt and grime as soon as it accumulates. Use a soft, damp cloth and a mild soap if needed. Be sure not to get electrical plug socket wet. **DO NOT** submerge any part of your Work Light in any solution to clean it. **DO NOT** use solvents such as gasoline, turpentine, brake cleaner, etc. to clean Work Light.

Clean lens with household window cleaner, then wipe with soft, clean, dry cloth. Do not use in wet conditions. Dry thoroughly before use. Store Work Light in dry, clean area only. Avoid high humidity and temperature.

1 YEAR LIMITED WARRANTY

For a period of one (1) year from date of purchase, SFA Companies will repair or replace, at its option, without charge, any of its products which fails due to a defect in material or workmanship under normal usage. This limited warranty is a consumer's exclusive remedy.

Performance of any obligation under this warranty may be obtained by returning the warranted product, freight prepaid, to SFA Companies Warranty Service Department, 10939 N. Pomona Ave., Kansas City, MO 64153.

Except where such limitations and exclusions are specifically prohibited by applicable law, (1) THE CONSUMER'S SOLE AND EXCLUSIVE REMEDY SHALL BE THE REPAIR OR REPLACEMENT OF DEFECTIVE PRODUCTS AS DESCRIBED ABOVE. (2) SFA Companies SHALL NOT BE LIABLE FOR ANY CONSEQUENTIAL OR INCIDENTAL DAMAGE OR LOSS WHATSOEVER. (3) ANY IMPLIED WARRANTIES, INCLUDING WITHOUT LIMITATION THE IMPLIED WARRANTIES OF MERCHANTABILITY AND FITNESS FOR A PARTICULAR PURPOSE, SHALL BE LIMITED TO NINETY DAYS, OTHERWISE THE REPAIR, REPLACEMENT OR REFUND AS PROVIDED UNDER THIS EXPRESS LIMITED WARRANTY IS THE EXCLUSIVE REMEDY OF THE CONSUMER, AND IS PROVIDED IN LIEU OF ALL OTHER WARRANTIES, EXPRESS OR IMPLIED. (4) ANY MODIFICATION, ALTERATION, ABUSE, UNAUTHORIZED SERVICE OR ORNAMENTAL DESIGN VOIDS THIS WARRANTY AND IS NOT COVERED BY THIS WARRANTY.

Some states do not allow limitations on how long an implied warranty lasts, so the above limitation may not apply to you. Some states do not allow the exclusion or limitation of incidental or consequential damages, so the above limitation or exclusion may not apply to you. This warranty gives you specific legal rights, and you may also have other rights, which vary from state to state.

