



Owner's Manual

MODEL I-4001

Rechargeable Spotlight



Shinn Fu Co. of America, Inc. © 2003 Revision
10939 N. Pomona Avenue
Kansas City, MO 64153
Made in China

Printed in China

Save these instructions. For your safety, read, understand, and follow the information provided with and on this spotlight. The owner and operator of this spotlight shall have an understanding of safe operating procedures before attempting to use. The owner and operator shall be aware that use and repair of this product may require special skills and knowledge. Instructions and safety information shall be conveyed in the operator's native language before use of this product is authorized. If any doubt exists as to the safe and proper use of this spotlight, remove from service immediately. **Inspect before each use.** Do not use if broken, bent, cracked or damaged parts are noted. Any spotlight that appears damaged in any way, or operates abnormally shall be removed from service

immediately. If the spotlight has been or suspected to have been dropped, immediately discontinue use until the device has been checked by qualified personnel. Labels and Owner's Manuals are available from manufacturer (see Replacement Parts, page 4).

Product Description

The "X" Road Pediton Rechargeable Spotlight is designed and engineered for intermittent use only. Although the housing is water resistant, it is not waterproof and prolonged use in the rain or snow should be avoided.

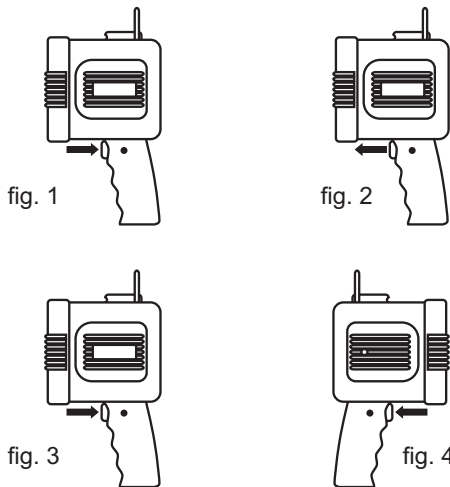
The light is especially useful during power outages and night-time activities such as boating and fishing.

NOTE: Use of spotlights to observe wildlife is illegal in some States. Consult and obey State regulations regarding use of this device to observe wildlife.

How to use

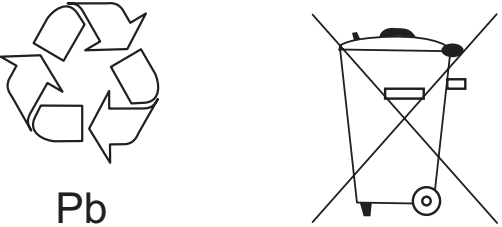
You should charge your new light with the provided AC charger for no more than 12 hours before initial use. Unplug the charger at both ends, then depress trigger to turn spotlight "ON" (fig. 1) and release trigger to turn spotlight "OFF" (fig. 2). To lock switch on momentarily, press trigger on and move locking bar into position (fig. 3). To release lock on switch, press locking bar into unlock position (fig. 4).

NEVER leave light energized for more than 1 minute continuously. Let cool for 1 minute before turning back on.



How to recharge

- The supplied 9V, AC charger (AC adapter) and 12V DC charger cord with built-in resistor are made specifically to charge the sealed lead-acid 6V, 4a battery in your light. DO NOT use any charging means other than those provided.
- Spotlight **must** be recharged with the switch in the "OFF" position. Charging is indicated by the red LED light.
- **Recharging time is 9hrs.** using the AC charger OR **12hrs.** using the DC charger cord. DO NOT charge longer than the published times above. Such overcharging may result in battery overheating and leakage.



Pb

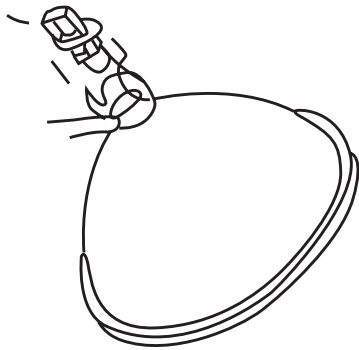
CONTAINS SEALED LEAD ACID BATTERY. BATTERY MUST BE RECYCLED. KEEP OUT OF THE REACH OF CHILDREN.

⚠ WARNING

Read, understand and follow all printed materials provided with/on this device. Lens surface becomes very hot. Do not leave light energized and unattended. Let cool completely before laying on any surface. Never lay light face down. Do not shine into eyes. Charging produces hydrogen gas, which may explode when exposed to fire. Do not charge or use near open flame or glowing embers. Do not use charging cords other than those provided by manufacturer. DC charging cord's cigarette lighter plug becomes very warm when in use. Use caution when unplugging from receptacle. Do not place plug on combustible surface or vehicle seat, dash or floor until cool to the touch. Do not attempt to service battery. Let qualified personnel replace and dispose of old battery. Do not overcharge battery. Keep out of the reach of children. Do not use this light for any purpose other than momentary lighting. Do not alter or modify this product. Failure to heed these markings may result in personal injury and/or property damage.

To Replace Bulb (H3.6V 55W halogen bulb only) :

1. Disconnect light from power source. Let cool for at least 30 minutes before handling bulb.
2. Loosen and remove the screws in the right housing.
3. Lift up and set aside the right housing.
4. Remove the ground (black) wire connection from bulb housing, then remove spring clip retainer. Unplug bulb electrical connection, then remove bulb.
5. When handling a new bulb, do not touch the glass portion. Natural oils can cause premature bulb failure. Wipe with clean, dry cloth.
6. Installation is reverse of above.



Important

- Do not completely discharge battery before recharging. Deep discharge will decrease battery life.
- To maximize battery life, maintain battery charge before storage. **DO NOT OVERCHARGE** the battery!
- Do not attempt to disassemble battery or remove any parts projecting from battery terminals.

Battery

Let qualified personnel replace and dispose of the battery. The battery used in your light is a 6V, 4 amp hour, sealed lead-acid battery. Normal life expectancy is 2 years. State of charge, vibration, heat and cold are factors that will decrease the useful life of any lead-acid battery. When disposing of Spotlight, do so in accordance with Federal, State and local regulations pertaining to disposal of lead-acid batteries, ABS plastics and glass. Regulations may vary. Contact your local Solid Waste Authority for recycling information.

Maintenance

Clean cooled lens with household window cleaner, then wipe with soft, clean, dry cloth. Clean ABS housing with a clean, dry cloth. Do not expose Spotlight to direct sunlight. Do not use in wet conditions. Dry thoroughly before use. Store Spotlight in dry, clean area only. Avoid high humidity.

REPLACEMENT PARTS

When ordering parts, give model number, and description below. Write or call for current pricing: Shinn Fu Company of America, Inc. 10939 N Pomona Ave. KCMO 64153 ph. (816) 891-6390, fax (816) 891-6599.

<u>Part</u>	<u>Description</u>	<u>Quantity</u>
1	H55 6V bulb	1
2	bulb clip	1
3	lens	1

90 DAYS LIMITED WARRANTY

For a period of 90 days from date of purchase, **Shinn Fu Company of America, Inc.** will repair or replace, at its option, without charge, any of its products which fails due to a defect in material or workmanship, or which fails to conform to any implied warranty not excluded hereby. Performance of any obligation under this warranty may be obtained by returning the warranted product, **freight prepaid**, to **Shinn Fu Company of America, Inc.** Warranty Service Department, 10939 N Pomona Ave. KCMO 64153. Except where such limitations and exclusions are specifically prohibited by applicable law, (1) the CONSUMER'S SOLE AND EXCLUSIVE REMEDY SHALL BE THE REPAIR OR REPLACEMENT OF DEFECTIVE PRODUCTS AS DESCRIBED ABOVE, and (2) **Shinn Fu Company of America, Inc.** SHALL NOT BE LIABLE FOR ANY CONSEQUENTIAL OR INCIDENTAL DAMAGE OR LOSS WHATSOEVER, and (3) THE DURATION OF ANY AND ALL EXPRESSED AND IMPLIED WARRANTIES, INCLUDING WITHOUT LIMITATION, ANY WARRANTIES OF MERCHANTABILITY AND FITNESS FOR A PARTICULAR PURPOSE, IS LIMITED TO A PERIOD OF 90 DAYS FROM DATE OF PURCHASE.

Some states do not allow limitations on how long an implied warranty lasts, so the above limitation may not apply to you. Some states do not allow the exclusion or limitation of incidental or consequential damages, so the above limitation or exclusion may not apply to you. This warranty gives you specific legal rights, and you may also have other rights which vary from state to state.